



VLT® Power Option dU/dt Filter

dU/dt filters reduce the dU/dt values on the motor terminal phase-to-phase voltage – an issue that is important for short motor cables.



dU/dt filters are differential-mode filters which reduce motor terminal phase-to-phase peak voltage spikes and reduce the rise time to a level that lowers the stress on the insulation of motor windings.

Compared to sine-wave filters, the dU/dt filters have a cut-off frequency above the switching frequency. The voltage at the motor terminals is still PWM pulse shaped, but the rise time and U_{peak} are reduced. They are smaller, weigh less and have a lower price compared to sine-wave filters. Furthermore, because of the smaller inductance and capacitance, the dU/dt filters introduce a negligible reactance between inverter and motor and are therefore suitable for high dynamic applications.

Superior compared to output chokes
Output chokes cause undamped oscillations at the motor terminals which increase the risk of double pulsing and over-voltages higher than twice the DC link voltage. The dU/dt filters are low-pass L-C filters with a well defined cut-off frequency. Therefore the ringing oscillations at the motor terminals are damped and there is a reduced risk of double pulsing and voltage peaks.

Quality and Design

All dU/dt filters are designed and tested for operation with the VLT® AutomationDrive FC 302, VLT® AQUA Drive FC 202, and the VLT® HVAC Drive FC 102. They are designed to match the look and quality of the VLT® FC series drives.

Advantages

- Compatible with all control principles, including flux and WC+
- Parallel filter installation is possible for applications in the high power range

Range

3 x 200 – 690 V (up to 880 A)

Enclosures

- IP 00 and IP 20/23 enclosure in the entire power range.
- IP 54 enclosure available up to 180 A.

Mounting

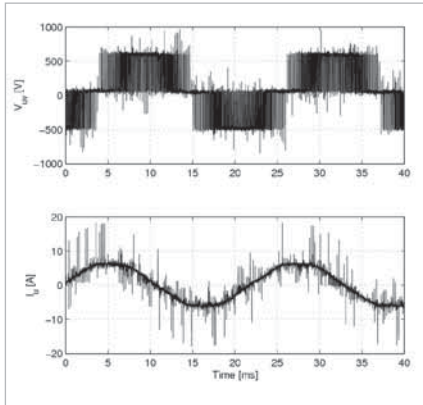
- Side by side mounting with the drive
- Filters wall mounted up to 480 A (380 V) and floor mounted above that size

Perfect

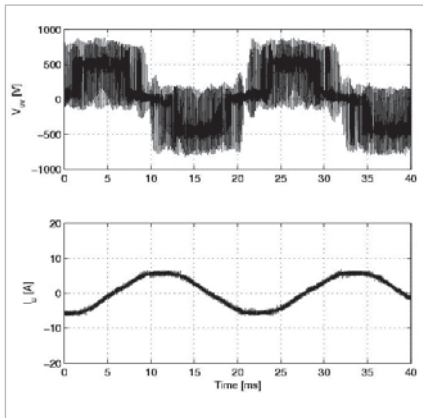
match for:

- Applications with short motor cables (up to 150 m)
- Applications with older motors
- Aggressive environments
- Applications with frequent braking

Feature	Benefit
Reduces dU/dt stresses	Increases motor service interval
Lowers the magnetic interference propagation on surrounding cables and equipment	Trouble-free operation
Low voltage drop makes dU/dt filters the ideal solution for highly dynamic applications with flux vector regulation	Small size and cost compared to sine-wave filters



Voltage and current without filter

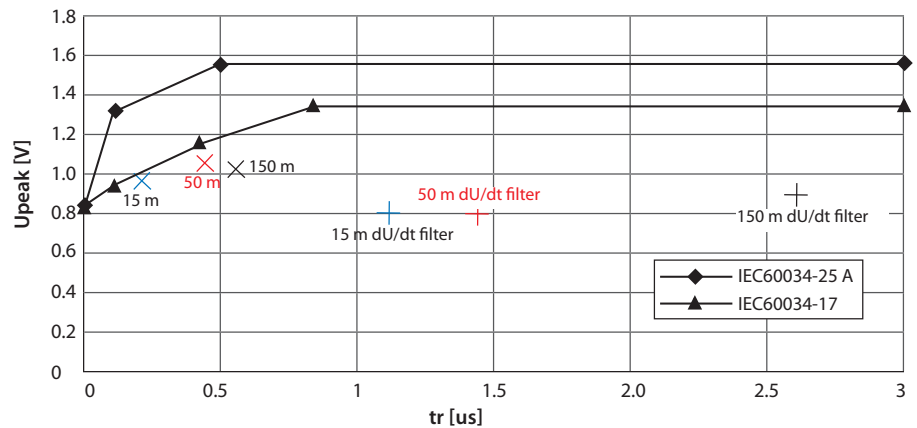


Voltage and current with filter

Specifications

Voltage rating	3 x 200 – 690 V
Nominal current I_N @ 50 Hz	44 – 880 A @ 200 – 380 V, 40 – 780 A @ 460 V 32 – 630 A @ 600 V and 27 – 630 A @ 690 V for higher power modules can be paralleled
Motor frequency	0 – 60 Hz without derating Max. 100 Hz (with derating)
Ambient temperature	-25° to 45°C without derating
Max. switching frequency	f_{sw} 1,5 kHz – 4 kHz depending on filter type
Mounting	Side-by-side
Overload capacity	160% for 60 sec every 10 min.
Enclosure degree	IP 00, IP 20/23 and IP 54
Approvals	CE, UL508

dU/dt limit curves



The dU/dt value decreases with the motor cable length whereas the peak voltage increases. Therefore it is recommended to use sine-wave filters in installations with motor cable lengths above 150 m.

Performance Criteria	dU/dt filters	Sine-wave filters
Motor insulation stress	Up to 100 m cable (shielded/unshielded) complies with the requirements of IEC60034-17* (general purpose motors). Above this cable length the risk of "double pulsing" increases.	Provides a sinusoidal phase-to-phase motor terminal voltage. Complies with IEC-60034-17* and NEMA-MG1 requirements for general purpose motors with cables up to 500 m (1 km for frame size D and above).
Motor bearing stress	Slightly reduced, mainly in high power motors.	Reduces bearing currents caused by circulating currents. Does not reduce common-mode currents (shaft currents).
EMC performance	Eliminates motor cable ringing. Does not change the emission class. Does not allow longer motor cables as specified for the frequency converter's built-in RFI filter.	Eliminates motor cable ringing. Does not change the emission class. Does not allow longer motor cables as specified for the frequency converter's built-in RFI filter.
Max. motor cable length	100 m ... 150 m With guaranteed EMC performance: 150 m screened Without guaranteed EMC performance: 150 m unshielded	With guaranteed EMC performance: 150 m shielded and 300 m unshielded (only conducted emissions). Without guaranteed EMC performance: up to 500 m (1 km for frame size D and above).
Acoustic motor switching noise	Does not eliminate acoustic switching noise from the motor.	Eliminates acoustic switching noise from the motor caused by magnetostriction.
Relative size	15 – 50% (depending on power size).	100%
Relative price	50%	100%

*Not 690 V